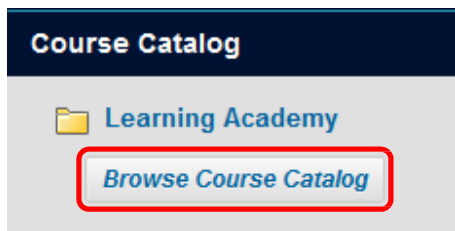


Instructions to enroll in the Employee Version of Shots Fired Training Modules

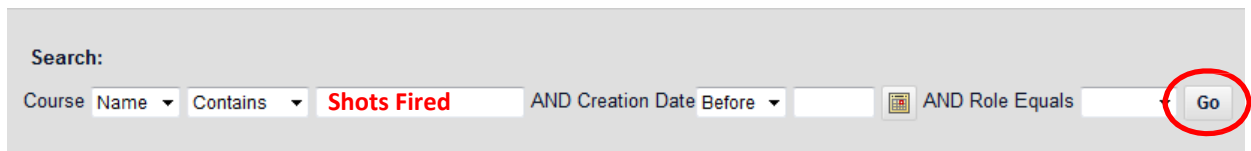
1. Log into the New eCampus at <https://ecampus.wvu.edu>. Enter your MyID for the username & password.



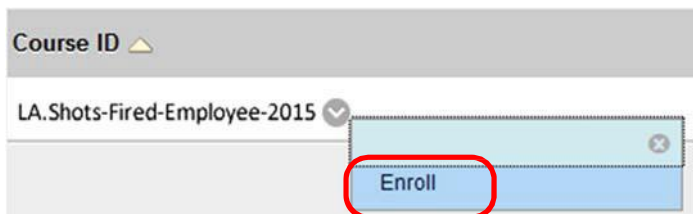
2. Click on the **Browse Course Catalog** button in the **Course Catalog** module under the **My WVU eCampus** tab (left side of the page).



3. Enter **Shots Fired - Employee** in the **Search Catalog** fields and click **Go**.



4. Click the **Chevron** next to the search results and select **Enroll**.



Instructions to enroll in the Employee Version of Shots Fired Training Modules

5. Enter the **Access Code** provided and click **Submit**. (Access Code KZtS6Fgr).

Access Code

The system will take the user to a confirmation page. Once the user clicks **OK** at the bottom of the page, they will be sent directly to the course they just enrolled in. The user may begin working in the course immediately.